


**INSTRUCTIONS FOR USE**

**- HERCULA 02C**


Square seat 1/2'

Locking O-ring

Prism



1. Disconnect the steering rod and the tie rod end by the steering knuckle.
2. Put the prism on the strip; maintain a distance of 20 mm from the knuckle.




3. Pass the handle through the knuckle. Remember to pull back the piston!

4. Position the prism and the handle, tighten the press bolt to a torque of 30-50Nm.

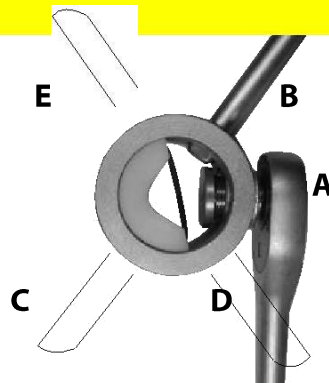


5. Remove/tighten the knuckle supporting the handle.

Ask for help to block the handle: sometimes the required torque is approximately 100Nm!



Note! HERCULA can be blocked in 5 ways A, B, C, and after a rotation of about 90 degrees: A, D, E; apply the best block depending on the car.



Use a torque wrench for tightening and loosening the knuckle.